

# Using the Matrox VFW Software Codecs

April 30, 2010



Y11158-201-0100

## Trademarks

Matrox Electronic Systems Ltd. ....	Matrox <sup>®</sup> , Axiio <sup>™</sup> , MXO <sup>™</sup>
Adobe Systems Inc. ....	Adobe <sup>®</sup> , Premiere <sup>®</sup>
Microsoft Corporation ....	Microsoft <sup>®</sup> , Windows <sup>®</sup>
Panasonic (Matsushita Electric Industrial Co.) ....	Panasonic <sup>®</sup> , DVCPRO <sup>™</sup> , DVCPRO50 <sup>™</sup>
Sony Corporation ....	Sony <sup>®</sup> , DVCAM <sup>™</sup> , HDV <sup>™</sup>
Victor Company of Japan, Limited (JVC) ....	JVC <sup>™</sup> , D-9 <sup>™</sup> , HDV <sup>™</sup>

All other nationally and internationally recognized trademarks and tradenames are hereby acknowledged.

## Copyright © 2010 Matrox Electronic Systems Ltd. • All rights reserved.

**Disclaimer** Matrox Electronic Systems Ltd. reserves the right to make changes in specifications at any time and without notice. The information provided by this document is believed to be accurate and reliable. However, no responsibility is assumed by Matrox Electronic Systems Ltd. for its use; nor for any infringements of patents or other rights of third parties resulting from its use. No license is granted under any patents or patent rights of Matrox Electronic Systems Ltd.

Unauthorized recording or use of broadcast television programming, video tape, or other copyrighted material may violate copyright laws. Matrox Electronic Systems Ltd. assumes no responsibility for the illegal duplication, use, or other acts that infringe on the rights of copyright owners.

**Matrox Electronic Systems Ltd.**

**1055 St. Regis Blvd., Dorval, Quebec, Canada H9P 2T4**

**Tel: (514) 685-2630 Fax: (514) 685-2853 World Wide Web: [www.matrox.com](http://www.matrox.com)**

# Matrox End-user VFW Software Codec License Agreement (“Agreement”)

IMPORTANT - PLEASE READ THIS LICENSE AGREEMENT CAREFULLY BEFORE INSTALLING, COPYING OR USING THE SOFTWARE. THIS IS A LEGAL AGREEMENT BETWEEN YOU THE END USER (“END USER”) AND MATROX ELECTRONIC SYSTEMS LTD. (“MATROX”) CONCERNING THE MATROX VIDEO FOR WINDOWS SOFTWARE CODEC PACKAGE (COLLECTIVELY, THE “SOFTWARE”) WHICH END USER WISHES TO USE FOR PERSONAL USE. END USER ACKNOWLEDGES AND AGREES THAT IT WILL BE LEGALLY BOUND BY THE TERMS OF THIS AGREEMENT.

**Supported formats:** DV/DVCAM, DVCPRO, DVCPRO50, DVCPRO HD, MPEG-2 I-frame SD, MPEG-2 I-frame HD (includes 720p, full-size 1080i/p, and 1440x1080i/p), MPEG-2 I-frame SD + Alpha, MPEG-2 I-frame HD + Alpha, Offline HD, HDV and EZ-HDV (playback only), Uncompressed 8-bit and 10-bit SD, Uncompressed 8-bit and 10-bit HD, Uncompressed 8-bit and 10-bit SD + Alpha, Uncompressed 8-bit and 10-bit HD + Alpha, EZ-MXF (playback only), and Motion-JPEG (playback only).

## 1. License

Matrox hereby grants the End User a non-exclusive, non-transferable, royalty-free, right to use and copy in object code form the Software for internal purposes in conjunction with a Matrox product only (the “Purpose”), subject to the terms and conditions of this Agreement. End user shall only use the Software on a single computer at a time. End User must maintain all copyright notices on all copies of the Software. Matrox may make changes to the Software at any time without prior notice. In addition, Matrox is under no obligation whatsoever to update, maintain, or provide new versions of the Software or to provide any support in connection with the Software.

## 2. Restrictions

End User agrees that it will not: (a) sell, rent, assign or transfer or grant a sublicense of the Software or the license contained herein to any other party; (b) adapt, alter, modify, prepare derivative works from, merge or transfer the Software; (c) break or attempt to break the protection algorithm, reverse engineer, reverse assemble, reverse compile or otherwise translate the Software or any portion thereof, even if permitted under any provision of any applicable laws; (d) use Matrox’s name, logo or trademark to market its own products; (e) use, reproduce alter and redistribute the Software in whole or in part other than for the Purpose.

End User may not use the Software for any unlawful purpose, including infringement of the copyrights or other propriety rights of others, or in any illegal manner or for creation or distribution of unlawful content. End User agrees to indemnify Matrox for any and all claims arising from any violation by it of the terms of this License Agreement.

End User acknowledges that the Software is subject to export laws and agrees to comply with all applicable international and national laws that apply to these products.

## 3. Copyright and ownership

End User acknowledges and agrees that the Software and all associated documentation, including logos, names and other support materials furnished in this package are exclusively owned by Matrox and/or its suppliers. The Software codes, structure and organization are the valuable trade secrets of Matrox. The Software and all associated documentation are also protected by copyright laws and international copyright treaties, as well as other intellectual property laws and treaties. No title to the intellectual property in the Software, the documentation, magnetic/optical/solid-state media or any other material provided therewith is transferred to End User by this Agreement. This Agreement does not convey to End User an interest in or to the Software, but only a limited right to use the Software in accordance with the terms of this Agreement. The Software is licensed to End User and not sold.

#### 4. Exclusion of warranty

MATROX PROVIDES TO END USER THE SOFTWARE AND RELATED DOCUMENTATION ON AN “AS IS” BASIS WITHOUT ANY WARRANTY OF ANY KIND, EITHER EXPRESSED OR IMPLIED INCLUDING BUT NOT LIMITED TO ANY IMPLIED WARRANTY OF MERCHANTABILITY, NON-INFRINGEMENT OR FITNESS FOR A PARTICULAR PURPOSE AS WELL AS THE WARRANTY AGAINST HIDDEN OR LATENT DEFECTS, ALL OF WHICH MATROX SPECIFICALLY DISCLAIMS (AND THE CUSTOMER BY ACCEPTING THE PRODUCT SPECIFICALLY ACCEPTS SUCH DISCLAIMER AND WAIVER) TO THE MAXIMUM EXTENT PERMITTED BY LAW. THE ENTIRE RISK AS TO THE RESULTS AND PERFORMANCE OF THE SOFTWARE IS ASSUMED BY END USER. SHOULD THE SOFTWARE PROVE DEFECTIVE, END USER (AND NOT MATROX, ITS DISTRIBUTORS OR DEALERS) ASSUMES THE ENTIRE COST OF ALL NECESSARY SERVICING, REPAIR OR CORRECTION.

MATROX DOES NOT WARRANT THAT THE SOFTWARE WILL MEET END USER'S REQUIREMENTS OR THAT IT'S OPERATION WILL BE ERROR-FREE.

MATROX HAS NO OBLIGATION TO INDEMNIFY, DEFEND OR HOLD END USER HARMLESS FROM AND AGAINST ANY CLAIM THAT ANY THIRD PARTY SOFTWARE INFRINGES ANY THIRD PARTY PATENT, COPYRIGHT, TRADEMARK OR OTHER INTELLECTUAL PROPERTY RIGHT. END USER WILL PROMPTLY NOTIFY MATROX IN WRITING OF ANY SUCH CLAIM.

MATROX HAS NO OBLIGATION TO INDEMNIFY, DEFEND OR HOLD END USER HARMLESS FROM AND AGAINST ANY CLAIMS OF INFRINGEMENT OF INTELLECTUAL PROPERTY THAT READS UPON OR IS INFRINGED BY A GENERALLY RECOGNIZED AUDIO, VIDEO, TECHNOLOGY OR PATENT STANDARD OR RECOMMENDATIONS, INCLUDING WITHOUT LIMITATION AVC/H.264, IEEE 1394, JPEG, JPEG2000, MPEG-1, MPEG-2 AND MPEG-4.

#### 5. Limitation of Liability

A) Each party as well as any of its officers, employees, suppliers, agents or subcontractors shall under no circumstance whatsoever and whether a claim is based on breach of contract or warranty, infringement or any other intellectual property claims, negligence, strict liability in tort or otherwise or arises under any other doctrine in law or equity, be liable to or have to indemnify the other party for:

- (i) Indirect, special, incidental, punitive and consequential damages, whether foreseeable or unforeseeable, and even if advised of the possibility of such damages or losses;
- (ii) Damages arising from loss of use, data, profits, production revenue, bargain, business, revenues, anticipated savings, opportunities, investment or loss or production, wasted expenditures, costs of substitute goods or services and generally any kind of economic, commercial and financial loss arising directly or indirectly out of or in connection with this Agreement, including without limitation all such damages and losses resulting from the use of the Software, any mistakes, errors, delays, defects, failures, defaults, interruptions or generally any acts or omissions, whether or not the party has been advised of the possibility of such damages or losses. The total and cumulative liability from one party to the other party arising from or in connection with this Agreement (whether liabilities arise from breach of contract or warranty, negligence, strict liability in tort or otherwise or under any other doctrine in law or equity) shall under no circumstance exceed the aggregate of all fees and payments actually received by Matrox from End User under this Agreement.

B) Matrox will have no obligations under this section or otherwise with respect to any infringement claim in whole or in part based upon any direct, contributory or other infringement related to the licensed Software, or the use thereof, with respect to (including conformance to) any standards promulgated, revised or maintained by a standards organization, standards bodies or similar private or public organization, including, without limitation, the various standards promulgated by the MPEG Licensing Authority, LLC (or MPEG LA). Matrox has no obligation to indemnify, defend or hold End User harmless from and against any claims of infringement of intellectual property that reads upon or is infringed by a generally recognized

audio, video, technology or patent standard or recommendations, including without limitation AVC/H.264, IEEE 1394, JPEG, JPEG2000, MPEG-1, MPEG-2 and MPEG-4.

## **6. Confidentiality**

Except as licensed hereunder, End User shall treat the Software and all related information as confidential information and refrain from making any such information or the Software itself available to any other person. End User will take commercially reasonable precautions to safeguard the confidentiality of the Software, including those taken by End User to protect its own trade secrets. The obligation of confidentiality shall not apply or shall cease to apply to any information that (a) was known to End User independently of its receipt hereunder; (b) is or becomes publicly available without breach of this Agreement; or (c) is disclosed by End User pursuant to court order or other requirement imposed by law, provided that Matrox is given a reasonable opportunity to object to or restrict such disclosure requirement to the extent practicable, and then such disclosure shall be permitted only subject to the terms and conditions of such order or other legal requirement.

## **7. Termination**

This Agreement is effective until terminated. End User may terminate this Agreement at any time by destroying all copies of the Software and related materials. This Agreement is conditioned upon End User's continued compliance with the Agreement and will terminate automatically and irrevocably if End User fails to comply with any material term or condition of this Agreement. Matrox will provide written notice to End User of such termination in advance where practical, or otherwise promptly following such termination. Such termination is without prejudice to Matrox's other rights hereunder at law or in equity. In event of termination, End User must destroy all copies of the Software and related materials and certify in writing and under oath that all such copies have been destroyed, and End User's license and rights under this Agreement shall terminate. In the event of termination of this Agreement, the provisions of Sections 2, 3, 4, 6, 7, 8 and 10 shall survive and will remain in full force and effect.

## **8. General**

8.1 Matrox shall not be liable for delay or failure in performance resulting from acts beyond its reasonable control, including but not limited to acts of God, acts of war, terrorism, riot, fire, flood, or other disaster, acts of government, strike, lockout, communication line or power failure.

8.2 End User shall not have the right to assign the benefit of this Agreement without the prior written permission from Matrox and then only under such conditions as Matrox may reasonably determine.

8.3 If any provision of this Agreement is declared by a body of competent jurisdiction to be invalid, such provision shall be severed from this Agreement and the other provisions shall remain in full force and effect.

8.4 A term or condition of this Agreement can be waived or modified only with the written consent of both parties. Forbearance or indulgence by either party in any regard shall not constitute a waiver of the term or condition to be performed, and either party may invoke any remedy available under this Agreement or by law despite such forbearance or indulgence.

8.5 The relationship between Matrox and you is that of an independent contractor and its customer and under no circumstances shall either party, its agents or employees be deemed agents or representatives of the other party. Neither party shall have the right to enter into any contracts or commitments in the name of or on behalf of the other party in any respect whatsoever. In addition, neither party shall hold itself out to anyone, or otherwise represent, that it has any such authority vis-a-vis the other party.

Both parties agree to comply with all applicable laws, rules, regulations, orders and ordinances of the state, province and/or country where it resides and in any other state, province and/or country with jurisdiction over it or its activities in performance of its obligations hereunder, including without limitation all applicable duty, taxes, import and/or export regulations and all licensing or permit requirements.

8.6 This Agreement and any schedule attached hereto contains the complete and exclusive statement of the agreement between the parties and supersedes all prior and contemporaneous agreements, including, but not

limited to, understandings, proposals, negotiations, representations or warranties of any kind whether oral or written with respect to the subject matter hereof. No oral or written representation which is not expressly contained in this Agreement is binding on Matrox or End User.

8.7 This Agreement will be governed by and construed in accordance with the laws of the Province of Quebec. The United Nations Convention on Contracts for the International Sale of Goods shall not apply to this Agreement.

# Contents

<b>Overview</b> .....	<b>1</b>
<b>Before you start rendering</b> .....	<b>2</b>
Selecting color space conversion options .....	3
<b>Rendering material to a Matrox VFW .avi file</b> .....	<b>4</b>
Configuring the Matrox Uncompressed codecs .....	5
Configuring the Matrox MPEG-2 I-frame codecs .....	6

## Your notes

## Overview

The Matrox Video for Windows (VFW) software codecs let you render and play back Matrox *.avi* files in your VFW programs without having Matrox video hardware installed. For example, you could use the Matrox VFW software codecs on a remote workstation to create a rough cut of your project, and then copy the project and assets to a Matrox video editing system, such as Matrox Axio or MXO2, to finish the job.

The following VFW software codecs are provided for use on 32-bit and 64-bit Windows operating systems:

- Matrox DV/DVCAM
- Matrox DVCPRO
- Matrox DVCPRO50
- Matrox DVCPRO HD
- Matrox MPEG-2 I-frame in SD and HD resolutions, with or without alpha
- Matrox Uncompressed in SD and HD resolutions, with or without alpha
- Matrox Offline HD
- Matrox M-JPEG and HDV (playback only)<sup>1</sup>

When rendering compositions or animations that have an alpha channel, you can select a “+ Alpha” Matrox VFW codec to render to a Matrox uncompressed or MPEG-2 I-frame *.avi* file that contains the alpha-key information. This *.avi* file will be automatically keyed when you place the clip in an Adobe Premiere Pro sequence.

The following sections explain the various settings that you need to make to render material to a Matrox *.avi* file using a VFW program.



**Note** Although Matrox has tested many VFW programs, there may be certain operational limitations when using the Matrox VFW codecs with some of these programs (as well as with untested programs).

---

<sup>1</sup> Support is also provided for playing back Matrox EZ-HDV and EZ-MXF reference *.avi* files.

## Before you start rendering

Before you start rendering material to a Matrox *.avi* file, make the following settings in your VFW program:

- Set the frame size (width and height) of your rendered material to full-screen, depending on the codec that you'll be using.
  - DV/DVCAM, DVCPRO, DVCPRO50, or MPEG-2 I-frame SD:
    - 720×480 to render to NTSC or 480/486p format.
    - 720×576 to render to PAL or 576p format.
  - Uncompressed SD<sup>1</sup>:
    - 720×480 or 720×486 to render to NTSC<sup>2</sup> or 480/486p format.
    - 720×576 to render to PAL or 576p format.
  - MPEG-2 I-frame HD:
    - 1280×720 to render to 720p format.
    - 1440×1080 to render to 1440×1080i/p format.
    - 1920×1080 to render to full-size 1080i/p format.
  - DVCPRO HD or Uncompressed HD:
    - 1280×720 to render to 720p format.
    - 1920×1080 to render to 1080i/p format.
  - Offline HD<sup>3</sup>
    - 320×180 to render offline clips for use in 720p projects.
    - 480×270 to render offline clips for use in 1080i/p projects.
- Set the appropriate frame rate for the video format to which you are rendering. For example, if you are rendering to PAL format, set the frame rate to 25 fps.
- If available, select the “Recompress” option. This allows you to render video using the same compression format, frame size, and frame rate as your source video but using a different data rate, scanning mode (interlaced or progressive), or bit depth (8-bit or 10-bit).
- If you'll be rendering audio, set the audio sample rate to 48 kHz and the sample size to 16-bit (mono or stereo).

---

<sup>1</sup> The Matrox Uncompressed SD + Alpha codec does not support 720x480 clips.

<sup>2</sup> The frame size for Matrox uncompressed NTSC clips varies on different Matrox video editing systems. For example, the frame size required for these clips on MXO2 is 720×480 (without alpha only), and 720×486 on Axio (with or without alpha).

<sup>3</sup> Matrox offline HD clips are upscaled to full-screen size when played back on Matrox video editing systems that support these clips, such as Matrox Axio.

- For best results, make sure that there is no data rate limit set in your program for rendered material. This ensures that your *.avi* files will be rendered at the particular data rate you select.



**Note** Before rendering a lot of material, check that your rendered animations and transitions such as wipes and slides play back smoothly. If they appear jumpy, try adjusting the field dominance or field order for your rendered material.

## Selecting color space conversion options

When you render material to an *.avi* file using a Matrox VFW codec, you can determine how you want the luminance levels and chroma information to be processed during the color space conversion that's performed during the render.

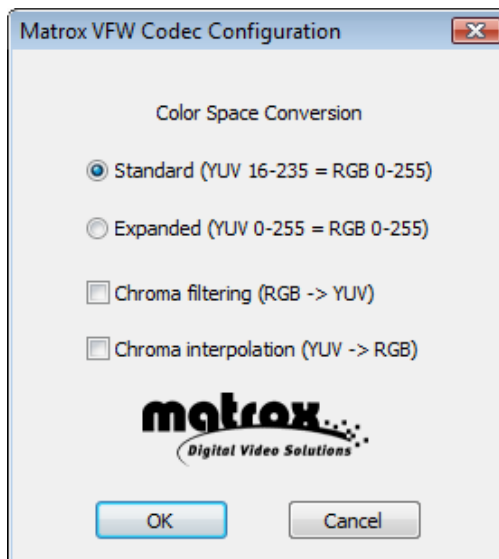


**Note** The default settings for color space conversion provide good results for most applications. It's recommended that you change these settings only when needed for special purposes.



**To select the color space conversion options you want:**

- 1 Choose **Start > All Programs > Matrox VFW Software Codecs > Matrox VFW Codec Configuration**.
- 2 In the provided dialog box under **Color Space Conversion**, select the options you want:



- **Standard** Renders video using standard broadcast luminance levels. Super black and super white luminance levels are clipped.
- **Expanded** Renders video using the full range of luminance levels. Super black and super white luminance levels are retained. You may want

**Before you start rendering**

to use this setting, for example, to render material on which you'll be applying luminance key effects.



**Important** When rendering RGB graphics, selecting **Expanded** will create super black and/or white in your rendered images. For example, all black in your RGB graphics will become super black, and white will become super white. To render your RGB graphics with standard black and white levels, set your luminance range to **Standard**.

- **Chroma filtering** and **Chroma interpolation** Select these options to adjust the chroma bandwidth of RGB graphics. This improves images that have abrupt changes between different colors, such as a blue box on a black or white background. You should select these options for most animation and compositing work (computer-generated material). For most video editing programs, however, it's best that you **not** select these options. If you find that your rendered images appear to be blurred, try clearing one or both of these options.

- 3 Click **OK** to save your settings. Any change you make to your selected luminance range setting (such as switching from **Standard** to **Expanded**) will only take effect the next time you start your VFW program.

## Rendering material to a Matrox VFW .avi file

When you render material to an *.avi* file, such as when you render a finished video production or an animation, you must select the compressor (codec) you want to create the file. The compressor determines the quality of your rendered video. Refer to your program's documentation for instructions on how to select a compressor for your *.avi* file.



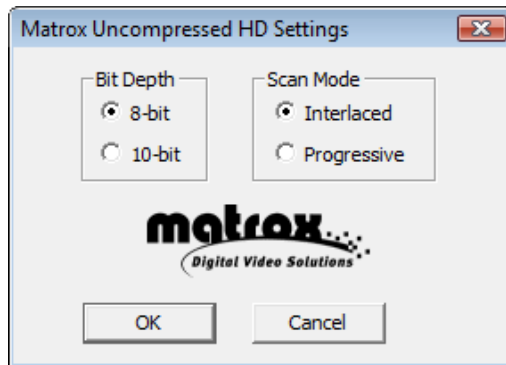
### To create a Matrox VFW .avi file:

- 1 Select one of the following codecs from your program's list of available compressors:
  - **Matrox DV/DVCAM** Renders video to DV or DVCAM format.
  - **Matrox DVCPRO** Renders video to DVCPRO format.
  - **Matrox DVCPRO50** Renders video to DVCPRO50 or D-9 format.
  - **Matrox DVCPRO HD** Renders video to DVCPRO HD format (for 1080i and 720p video only).
  - **Matrox MPEG-2 I-frame** Renders video to MPEG-2 intra-frame format using the 4:2:2 Profile @ Main Level at a selected data rate (SD resolution only).
  - **Matrox MPEG-2 I-frame + Alpha** Renders video to MPEG-2 intra-frame format with alpha using the 4:2:2 Profile @ Main Level at a selected data rate (SD resolution only).

- **Matrox MPEG-2 I-frame HD** Renders video to MPEG-2 intra-frame format using the 4:2:2 Profile @ High Level at a selected data rate.
  - **Matrox MPEG-2 I-frame HD + Alpha** Renders video to MPEG-2 intra-frame format with alpha using the 4:2:2 Profile @ High Level at a selected data rate.
  - **Matrox Uncompressed SD** Renders video to 8-bit or 10-bit uncompressed SD format.
  - **Matrox Uncompressed SD + Alpha** Renders video to 8-bit or 10-bit uncompressed SD format with alpha.
  - **Matrox Uncompressed HD** Renders video to 8-bit or 10-bit uncompressed HD format.
  - **Matrox Uncompressed HD + Alpha** Renders video to 8-bit or 10-bit uncompressed HD format with alpha.
  - **Matrox Offline HD** Renders video to a proxy HD video format for offline editing purposes (for use with Matrox Axio offline HD projects).
- 2 If you've selected a Matrox codec that requires configuration, click the button provided by your program that allows you to configure your codec settings. For more details, see the following sections.

## Configuring the Matrox Uncompressed codecs

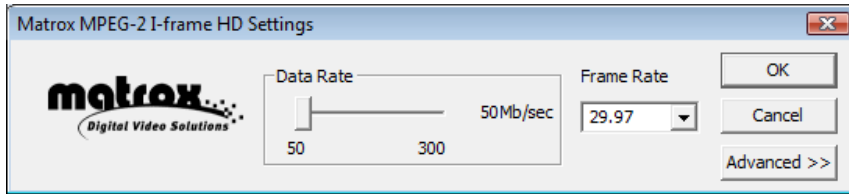
When you choose to configure a Matrox Uncompressed codec (SD or HD resolution), a dialog box similar to the following appears:



- 1 Under **Bit Depth**, select the bit depth you want for your video.
- 2 Under **Scan Mode**, select the scan mode of your video.
- 3 Click **OK** to save your selection. The settings you selected will be used each time you render material with your program, until you change the settings again.

## Configuring the Matrox MPEG-2 I-frame codecs

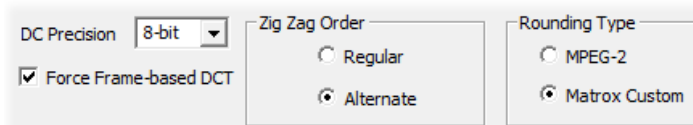
When you choose to configure a Matrox MPEG-2 I-frame codec (SD or HD resolution), a dialog box similar to the following appears:



- 1 Drag the **Data Rate** slider until your desired data rate is displayed. The higher the data rate you select, the better the video quality will be. Depending on the capabilities of your system, however, you may not be able to smoothly play back video at a high quality using your VFW program.
- 2 Beside **Frame Rate**, select a frame rate from the list. Make sure the frame rate you select is appropriate for the format to which you are rendering.
- 3 To apply advanced settings to your MPEG-2 I-frame file, click the **Advanced** button.



**Note** The default advanced settings should provide good results for most applications. It's recommended that you change these settings only when needed for special purposes.



- 4 Beside **DC Precision**, select the bit-depth precision of the DC intra block. The higher the DC precision value that's used to render your video, the more likely that the DC content will be increased at the expense of the AC content in the encoded stream. This may result in lowering the overall quality of the compressed stream at a specified data rate.
- 5 Under **Zig Zag Order**, select one of the following:
  - **Regular** Sets the regular (default) zig zag scanning pattern of the AC coefficient of the DCT block as defined in the ISO/IEC 13818-2 (figure 7-2) specification documentation.
  - **Alternate** Sets an alternate zig zag scanning pattern of the AC coefficient of the DCT block as defined in the ISO/IEC 13818-2 (figure 7-3) specification documentation. Use this setting when capturing or rendering video at a high data rate (for example, at a data rate of 100 Mb/sec or higher).
- 6 Under **Rounding Type**, select one of the following:

### Rendering material to a Matrox VFW .avi file

- **MPEG-2** Rounds the AC coefficients up to the nearest whole number when calculating the quantization coefficient.
  - **Matrox Custom** Truncates the AC coefficients to the lowest whole number when calculating the quantization coefficient. In some cases, this setting may yield less artifacts in graphics.
- 7** Select the **Force Frame-based DCT** setting to render macroblocks as frames rather than as fields. In some cases, graphics will yield less artifacts if this option is selected.
  - 8** Click **OK** to save your settings. The settings you selected will be used each time you render material with your program, until you change the settings again.

## Your notes





[www.matrox.com/video](http://www.matrox.com/video)